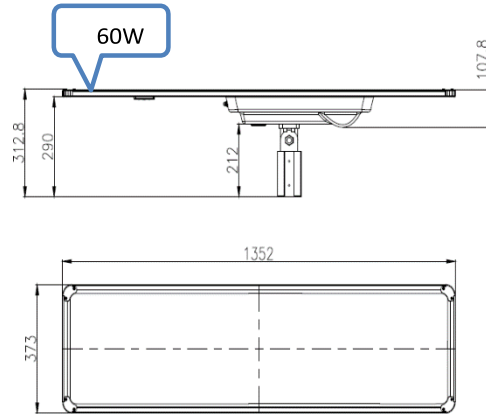





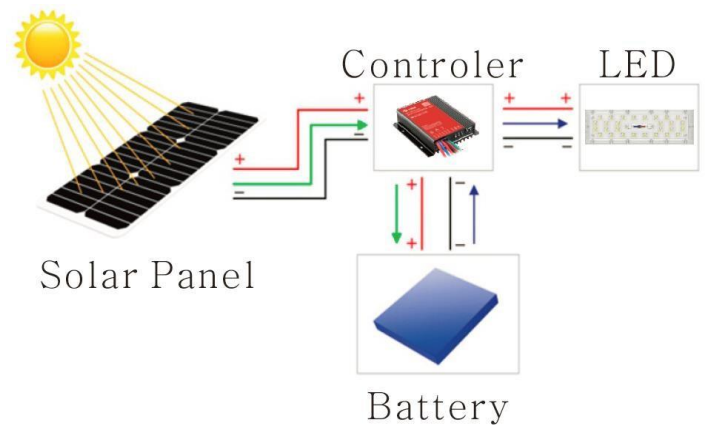

Technical Specifications

Model code	0638/00442
Solar Panel	36V 80Wp
Wattage	60W
Lumens	10200LM
Max operation time	7.8h
installation height	5-7m
Battery	LiFePO4 25.6V 18AH
Depth of Discharge (DoD)	70%
Efficiency	170Lm/W
LED Brand Chip	Lumileds
CRI (Ra)	>70 Ra
Lifetime	> 60.000h
CCT	2700K-6500K (ON REQUEST)
Adjustable Angle	-15 D - + 15 D
Light Distribution	Type II/Type III
IP Rating	IP66
Working Temperature	-20°C - +60°C
IK Protection	IK 09
Installation	Bracket and Post Top
Weight	15 Kg / 20Kg / 22.5 Kg
Warranty	5 Years

Dimensions



Product Overview



Vertical installation Horizontal installation

Μεγάλη **και** στην εξοικονόμηση ενέργειας



Daylight

Auto ON/Off.
 When the ambient is less than 10Lux, the light will be on. In the morning above 10Lux, it will be off.



Induction time	Somebody under the light	Nobody under the light
2H	100%	30%
3H	50%	20%
6H	20%	10%
1H	30%	10%

* Working time and on-light power percentage can be set before delivery. Or set by a programmer after installation.
 * It can be adjusted one by one according to the installation area sunshine and traffic status.



Remote control (*extra cost)

