



#### Driver Brand



#### LED Chip Brand



#### Certificates

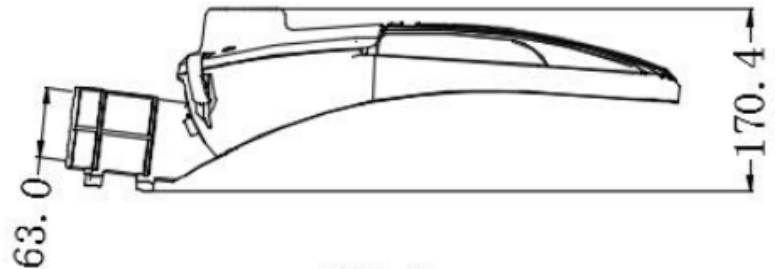
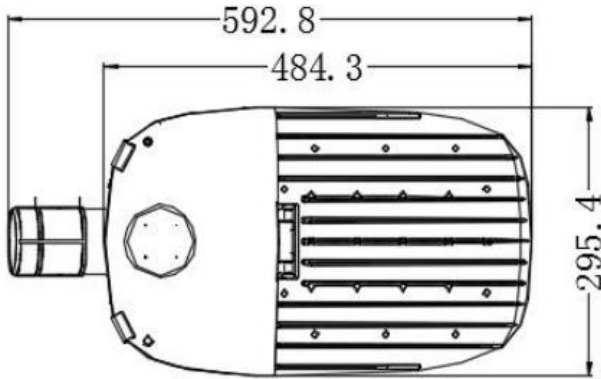


Μεγάλη **και** στην εξοικονόμηση ενέργειας

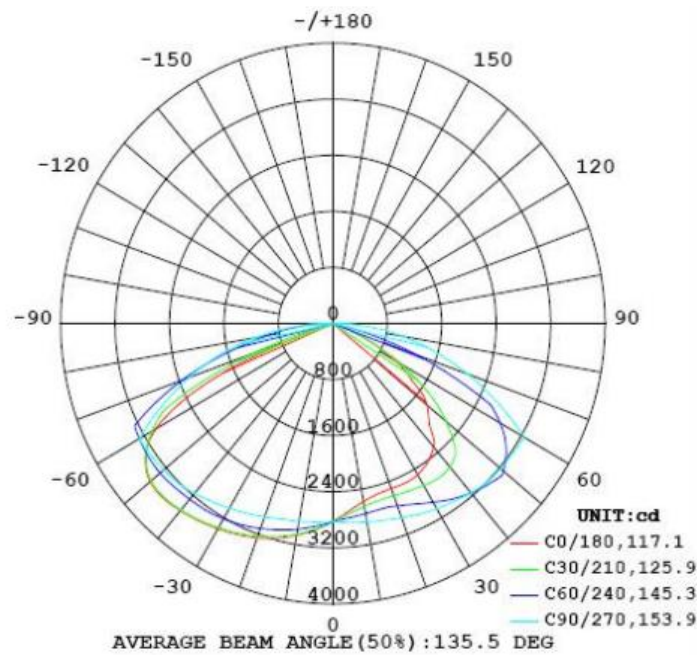
## Technical Specifications

<b>Model</b>	Big Solar LED Streetlight
<b>Model Code</b>	BSL 0638/00462
<b>Wattage</b>	80W
<b>Lumens</b>	12000Lm
<b>Efficiency</b>	150Lm/W
<b>Driver Efficiency</b>	>90%
<b>LED Brand Chip</b>	Philips 3030 2D
<b>CRI (Ra)</b>	>70 Ra
<b>Driver Brand</b>	MeanWell HLG – 100H – 42
<b>CCT</b>	5000K
<b>Adjustable Angle</b>	-10 D - + 10 D
<b>Light Distribution</b>	Type II
<b>Working Voltage</b>	100 – 277V AC
<b>Frequency</b>	50Hz – 60Hz
<b>IP Rating</b>	IP66
<b>Lifetime</b>	> 90.000h
<b>Power Factor</b>	>0.9
<b>Overvoltage Protection</b>	10KV
<b>Working Temperature</b>	-20°C - +60°C
<b>IK Protection</b>	IK 09
<b>Class</b>	I (Optional II)
<b>Installation</b>	Bracket and Post Top
<b>Material</b>	Die Cast Aluminum
<b>Dimmable</b>	Optional
<b>Shorting Cup</b>	Optional
<b>Paint Method</b>	Electrostatic
<b>Weight</b>	7 Kg
<b>Safety Switch</b>	Knife Type
<b>Maintenance</b>	Easy Click Open
<b>Warranty</b>	5 Years

## Dimensions



### Distribution Curve



### Adjustable Bracket and Click Open



Loose screws ① to fix the fixture on Pole, then tighten screws



The angle of the adaptor can be adjusted by loosening screws ②



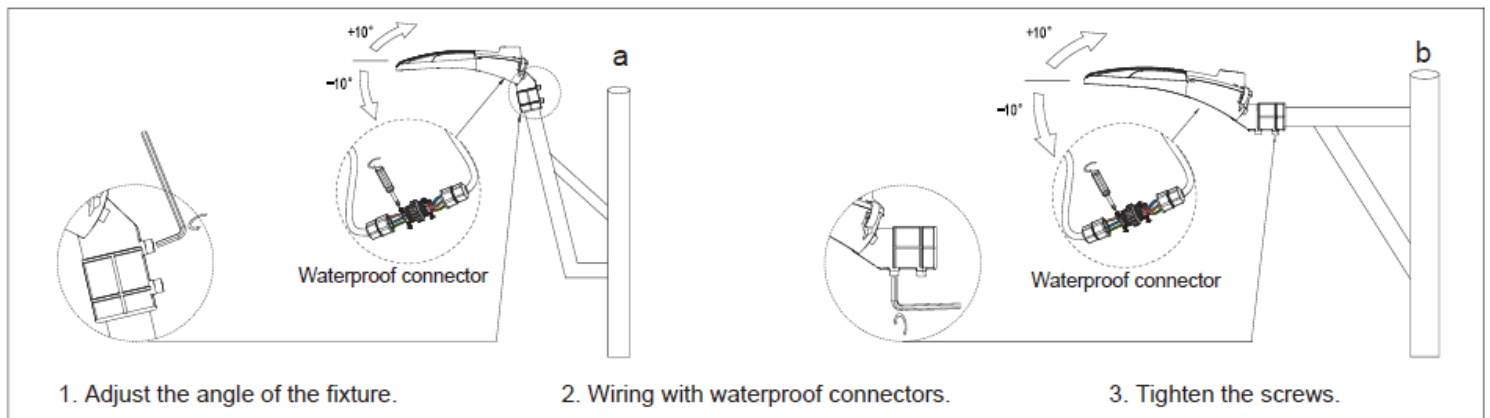
If you want to replace driver, just open driver box through the buckle as the direction of above photo shown.



**Dimmable Version ( 7 Pin NEMA Socked )**




**Installation Diagram**



**Wire Diagram**



## Application



## More Photos



Μεγάλη **και** στην εξοικονόμηση ενέργειας