


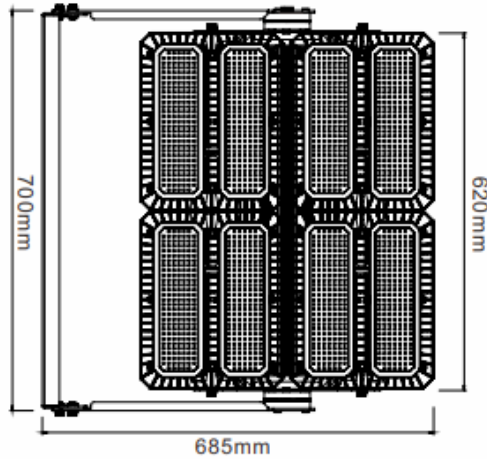
Modular Floodlight



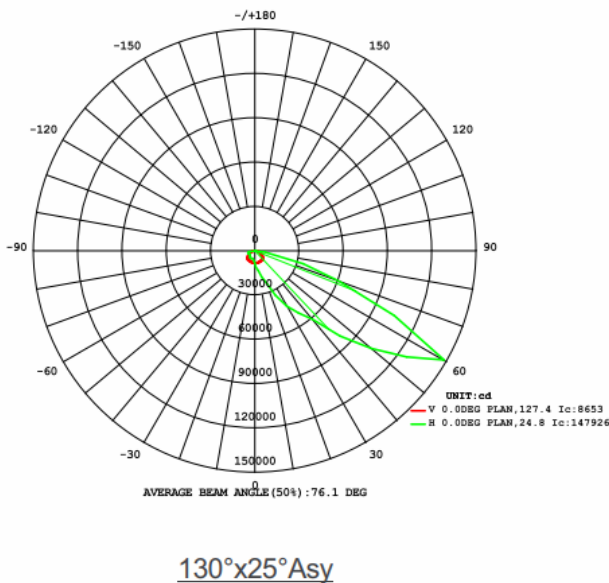
Technical Specifications

Code	BSL 0636/04089
Wattage	900W
Lumens	118,500-133,100 lm
CRI (Ra)	>70 Ra
CCT	4000K
Beam Angle	130o x 25o Asymmetric
Working Voltage	100 – 240 VAC – 50/60Hz
IP Rating	IP66
Lifetime	>50.000h
Power Factor	>0.95
Overvoltage Protection	10KV
Working Temperature	-20oC - +50oC
Working Humidity(RH%)	10-90%
Dimmable	Optional
Warranty	5years
Lifetime	50,000

Dimensions



Photometric Diagram



Flux out:1389 lm

Height	Eavg, Emax	Angle: 24.84deg	Diameter
2m	2250,3758lx		88.11cm
4m	562.4,939.6lx		176.21cm
6m	250.0,417.6lx		264.32cm
8m	140.6,234.9lx		352.42cm
10m	89.98,150.3lx		440.53cm
12m	62.49,104.4lx		528.63cm
14m	45.91,76.70lx		616.74cm
16m	35.15,58.72lx		704.84cm
18m	27.77,46.40lx		792.95cm
20m	22.50,37.58lx		881.05cm

Certifications

